



Summary Feedback

(Combined feedback broadcasted multiple time this week)

PRE-RECORDED: Basildon FRCR 2B 'A to Zee' Course 2020

Session 36/36

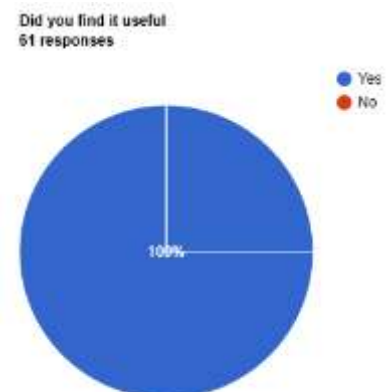
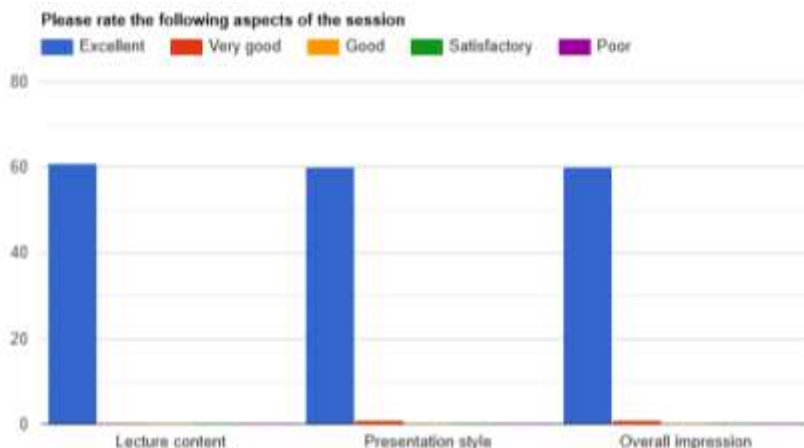
Spine for FRCR Exam

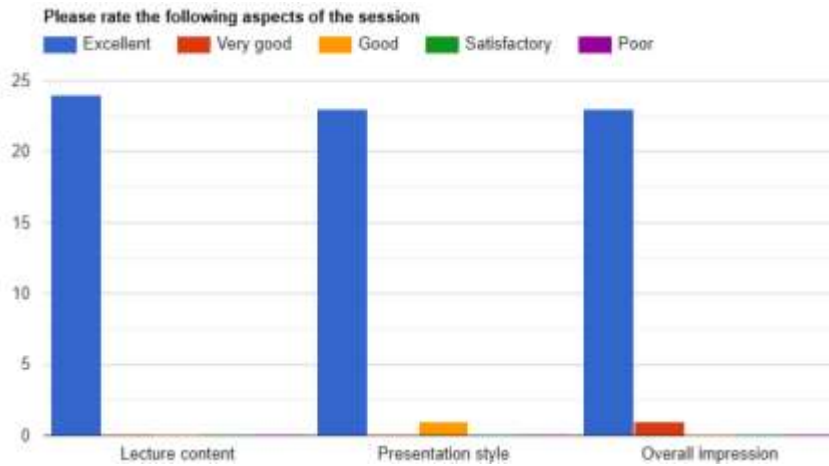
(10th & 11th January 2026)

Lecturer: Sami Khan

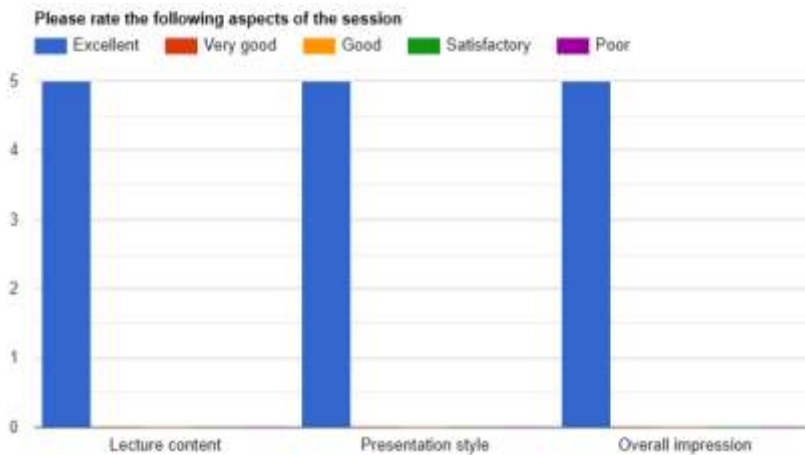
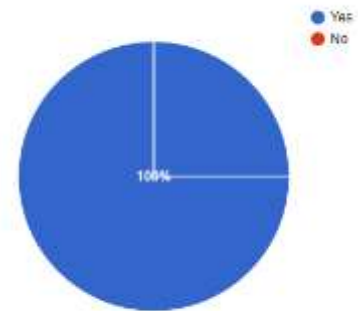
Summary Points:

- Total Attendees: 307 from 31 Countries (Algeria, Austria, Bangladesh, Dominica, Egypt, Georgia, Ghana, Hong Kong, India, Ireland, Iraq, Jordan, Kenya, Malaysia, Malta, Nigeria, Norway, Oman, Pakistan, Saudi Arabia, Singapore, South Africa, Sri Lanka, Sudan, Thailand, Türkiye, UAE, Uganda, UK, Yemen, Zimbabwe).
- Total duration: 3 hours (each session broadcasted thrice during the week)
- Total feedback received from 90 participants, from three different broadcasts

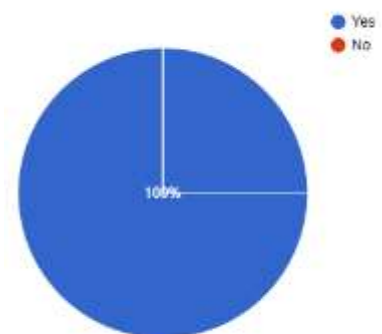




Did you find it useful
24 responses



Did you find it useful
5 responses



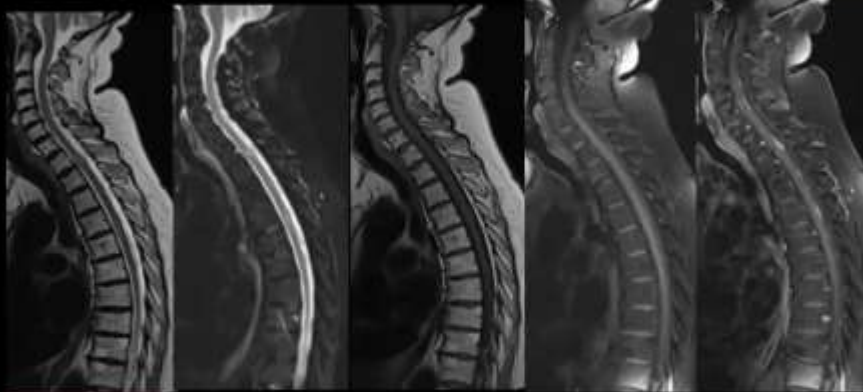
Testimonials

- I'm attending this lecture again gaining more and more benefit, brilliant as usual from Dr. Khan, many thanks (Egypt).
- The pace of the session is very good and explanations are easy to follow and understand (UK).
- I loved the varieties of the cases and the points that Dr. Khan gave us (Thailand).
- The lecture was very helpful for radiologists who want to attend FRCR 2B exam, it mainly covers all aspects of spine imaging (Jordan).
- Fil of the edge, inter peduncular distance (old school films) and the importance of dedicated scan and whole axis scans were well taught, sarcoidosis as great mimicker in neuroradiology was also a useful insight (Algeria).
- Sir Sami Khan's explanation of case findings was very useful (Saudi Arabia).
- All of it was very useful (Sudan).
- Very good teaching (Türkiye).
- Excellent explanation by the moderator (UK).
- Helped me understanding spine anatomy and narrow down mass differentials (Pakistan).

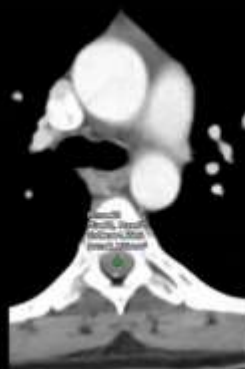
- Excellent presentation overall (Jordan).
- I liked the multiplicity of cases (Iraq).
- Very useful in day to day practice (Sri Lanka).
- Very well discussed about spinal lesions (India).
- It's all useful (UAE).
- 10/10 (UK).
- Brilliant session (UAE).
- Excellent teaching session as always (Nigeria).
- Brilliant (Iraq).
- Very educative (UK).
- Excellent (UK).
- Great teaching (Pakistan).
- Superb session as always (Pakistan).
- All aspects are perfect (UK).
- Very good selection of cases (UK).
- Good tips and approach (UK).
- Very good teaching (India).
- Nice cases (Sudan).
- Great learning cases, excellent images (Pakistan).
- Excellent explanation (UK).
- Excellent content and delivery (UK).
- Teaching style and cases (Pakistan).
- Great teaching, great knowledge (Pakistan).
- Very informative (Saudi Arabia).
- Excellent learning resource (Saudi Arabia).
- Very helpful (Pakistan).
- The typical images used for teaching were impressive (Saudi Arabia).
- Great cases (Iraq).
- Every aspect of the session was useful (Nigeria).
- Excellent explanation with descriptions aided with images (UK).
- Excellent teaching session (Nigeria).
- Excellent teaching and cases (Saudi Arabia).
- Very impressive (Nigeria).
- Brilliant session as always (Pakistan).
- Wonderful session (Pakistan).
- Fantastic session so far (Pakistan).
- Everything taught was very useful (UK).
- Great images (Pakistan).
- Excellent teaching and cases (Pakistan).
- Great cases and teaching points (UK).
- Multiple cases with brilliant explanation style (Pakistan).
- I liked the pattern of teaching (India).

Viva

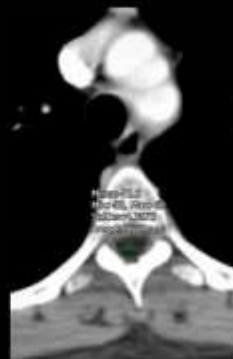
Spine Basic Sequences : What is What ?



1/2



58 HU



- 72 HU



2/3



=====XX=====XX=====